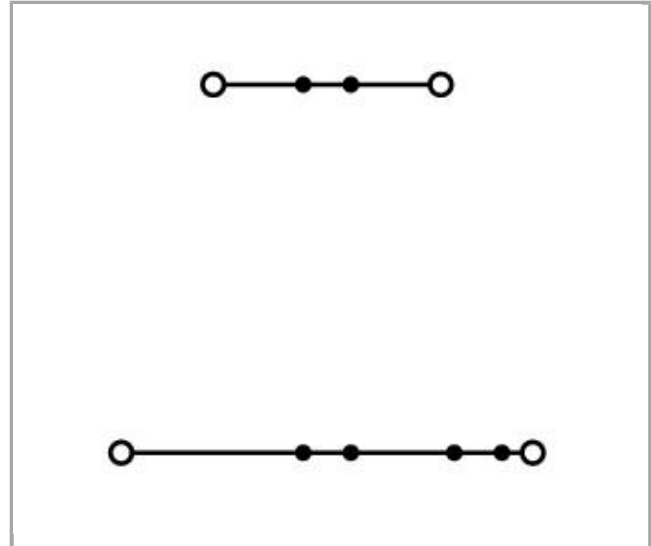



Data sheet | Item number: 2000-2232

Double-deck terminal block; Through/through terminal block; N/L; with marker carrier; Blue conductor entry lower deck; for DIN-rail 35 x 15 and 35 x 7.5; 1 mm²; Push-in CAGE CLAMP®



2000-2232



RoHS Compliant

[BOMcheck.net](https://www.bomcheck.net)

Color: ■

Data

Electrical data

Ratings per IEC/EN 60664-1

Rated voltage (III / 3)	500 V
Rated impulse voltage (III / 3)	6 kV
Rated current	13.5 A
Rated current (2)	16 A

Approvals per UL 1059

Rated voltage UL (Use Group B)	300 V
Rated current UL (Use Group B)	15 A
Rated voltage UL (Use Group C)	300 V
Rated current UL (Use Group C)	15 A

Approvals per CSA

Rated voltage CSA (Use Group B)	600 V
Rated current CSA (Use Group B)	10 A
Rated voltage CSA (Use Group C)	600 V
Rated current CSA (Use Group C)	10 A

Connection data

Connection technology	Push-in CAGE CLAMP®
Number of connection points (connection type)	2
Actuation type	Push-in Open Tool Slot
Connectable conductor materials	Copper
Nominal cross section	1 mm ²
Solid conductor	0.14 ... 1.5 mm ² / 24 ... 16 AWG
Solid conductor, push-in termination	0.5 ... 1.5 mm ² / 20 ... 16 AWG
Fine-stranded conductor	0.14 ... 1.5 mm ² / 24 ... 16 AWG
Strip length	9 ... 11 mm / 0.35 ... 0.43 inch
Number of connection points	2
Note (conductor cross-section)	Depending on the conductor characteristic, a conductor with a smaller cross section can also be inserted via push-in termination.
Total number of connection points	4
Total number of potentials	2
Number of levels	2
Type of wiring	Front-entry wiring

Geometrical Data

Width	3.5 mm / 0.138 inch
Height from upper-edge of DIN-35 rail	61.8 mm / 2.433 inch
Depth	69.7 mm / 2.744 inch

Mechanical data

Design	horizontal
Type of mounting	DIN-35 rail
Potential marking	N/L
Marking level	Center/side marking

Material Data

Color	gray
Insulating material	Polyamide 66 (PA 66)
Fire load	0.162 MJ



Weight	7.67 g
--------	--------

Commercial data





Product Group	22 (TOPJOB S)
Country of origin	CN
GTIN	4055143267755
Customs Tariff No.	85369010000

Approvals / Certificates

Ex-Approvals

Logo	Approval	Additional Approval Text	Certificate name
	AEx Underwriters Laboratories Inc.	UL 60079	E185892
	ATEX Physikalisch Technische Bundesanstalt	EN 60079	PTB 11 ATEX 1041 U (II 2 G Ex e IIC GB / I M 2 Ex e I Mb)

Country specific Approvals

Logo	Approval	Additional Approval Text	Certificate name
	CCA DEKRA Certification B.V.	EN 60947	71-102841
	CCA DEKRA Certification B.V.	EN 60947	NTR NL 7671
	CCA DEKRA Certification B.V.		2192406.01
	CCA DEKRA Certification B.V.		NTR NL 7518

UL-Approvals

Logo	Approval	Additional Approval Text	Certificate name













UL
UL International Germany GmbH

















UL 1059



















E45172
sec.55


















Compatible products



















Jumper













	<p>Item no.: 2000-402 Push-in type jumper bar; insulated; 2-way; Nominal current 14 A</p>	2000-402
	<p>Item no.: 2000-402/000-005 Push-in type jumper bar; insulated; 2-way; Nominal current 14 A</p>	2000-402 /000-005
	<p>Item no.: 2000-402/000-006 Push-in type jumper bar; insulated; 2-way; Nominal current 14 A</p>	2000-402 /000-006
	<p>Item no.: 2000-402/000-018 Push-in type jumper bar; insulated; 2-way; Nominal current 14 A</p>	2000-402 /000-018
	<p>Item no.: 2000-403 Push-in type jumper bar; insulated; 3-way; Nominal current 14 A</p>	2000-403
	<p>Item no.: 2000-403/000-005 Push-in type jumper bar; insulated; 3-way; Nominal current 14 A</p>	2000-403 /000-005
	<p>Item no.: 2000-403/000-006 Push-in type jumper bar; insulated; 3-way; Nominal current 14 A</p>	2000-403 /000-006
	<p>Item no.: 2000-404 Push-in type jumper bar; insulated; 4-way; Nominal current 14 A</p>	2000-404
	<p>Item no.: 2000-404/000-005 Push-in type jumper bar; insulated; 4-way; Nominal current 14 A</p>	2000-404 /000-005
	<p>Item no.: 2000-404/000-006 Push-in type jumper bar; insulated; 4-way; Nominal current 14 A</p>	2000-404 /000-006
	Item no.: 2000-405	

	Push-in type jumper bar; insulated; 5-way; Nominal current 14 A		2000-405
	Item no.: 2000-405/000-005 Push-in type jumper bar; insulated; 5-way; Nominal current 14 A	/000-005	2000-405
	Item no.: 2000-405/000-006 Push-in type jumper bar; insulated; 5-way; Nominal current 14 A	/000-006	2000-405
	Item no.: 2000-405/011-000 Star point jumper; insulated; 3-way (1-3-5); IN = IN terminal block	/011-000	2000-405
	Item no.: 2000-406 Push-in type jumper bar; insulated; 6-way; Nominal current 14 A		2000-406
	Item no.: 2000-406/000-005 Push-in type jumper bar; insulated; 6-way; Nominal current 14 A	/000-005	2000-406
	Item no.: 2000-406/000-006 Push-in type jumper bar; insulated; 6-way; Nominal current 14 A	/000-006	2000-406
	Item no.: 2000-406/020-000 Delta jumper; insulated; 1-2 3-4 5-6; IN = IN terminal block	/020-000	2000-406
	Item no.: 2000-407 Push-in type jumper bar; insulated; 7-way; Nominal current 14 A		2000-407
	Item no.: 2000-407/000-005 Push-in type jumper bar; insulated; 7-way; Nominal current 14 A	/000-005	2000-407
	Item no.: 2000-407/000-006 Push-in type jumper bar; insulated; 7-way; Nominal current 14 A	/000-006	2000-407
	Item no.: 2000-408 Push-in type jumper bar; insulated; 8-way; Nominal current 14 A		2000-408
	Item no.: 2000-408/000-005 Push-in type jumper bar; insulated; 8-way; Nominal current 14 A	/000-005	2000-408
	Item no.: 2000-408/000-006 Push-in type jumper bar; insulated; 8-way; Nominal current 14 A	/000-006	2000-408
	Item no.: 2000-409 Push-in type jumper bar; insulated; 9-way; Nominal current 14 A		2000-409
	Item no.: 2000-409/000-005 Push-in type jumper bar; insulated; 9-way; Nominal current 14 A	/000-005	2000-409

	Item no.: 2000-409/000-006 Push-in type jumper bar; insulated; 9-way; Nominal current 14 A	2000-409
		/000-006
	Item no.: 2000-410 Push-in type jumper bar; insulated; 10-way; Nominal current 14 A	2000-410
	Item no.: 2000-410/000-005 Push-in type jumper bar; insulated; 10-way; Nominal current 14 A	2000-410
		/000-005
	Item no.: 2000-410/000-006 Push-in type jumper bar; insulated; 10-way; Nominal current 14 A	2000-410
		/000-006
	Item no.: 2000-433 Push-in type jumper bar; insulated; from 1 to 3; Nominal current 14 A	2000-433
	Item no.: 2000-433/000-005 Push-in type jumper bar; insulated; from 1 to 3; Nominal current 14 A	2000-433
		/000-005
	Item no.: 2000-433/000-006 Push-in type jumper bar; insulated; from 1 to 3; Nominal current 14 A	2000-433
		/000-006
	Item no.: 2000-434 Push-in type jumper bar; insulated; from 1 to 4; Nominal current 14 A	2000-434
	Item no.: 2000-435 Push-in type jumper bar; insulated; from 1 to 5; Nominal current 14 A	2000-435
	Item no.: 2000-436 Push-in type jumper bar; insulated; from 1 to 6; Nominal current 14 A	2000-436
	Item no.: 2000-437 Push-in type jumper bar; insulated; from 1 to 7; Nominal current 14 A	2000-437
	Item no.: 2000-438 Push-in type jumper bar; insulated; from 1 to 8; Nominal current 14 A	2000-438
	Item no.: 2000-439 Push-in type jumper bar; insulated; from 1 to 9; Nominal current 14 A	2000-439
	Item no.: 2000-440 Push-in type jumper bar; insulated; from 1 to 10; Nominal current 14 A	2000-440
	Item no.: 2000-492 Double-deck vertical jumper; insulated	2000-492
	Item no.: 2009-402 Push-in type wire jumper; insulated; wire length 60 mm; Conductor cross section 0.75 mm ² ; suitable for 2000 and 2020 Series rail-mounted terminal blocks	2009-402
	Item no.: 2009-404 Push-in type wire jumper; insulated; wire length 110 mm; Conductor cross section 0.75 mm ² ; suitable for 2000 and 2020 Series rail-mounted terminal blocks	2009-404
	Item no.: 2009-406 Push-in type wire jumper; insulated; wire length 250 mm; Conductor cross section 0.75 mm ² ; suitable for 2000 and 2020 Series rail-mounted terminal blocks	2009-406

	Item no.: 210-103 Wire commoning chain; insulated; 50 connections	210-103
	Item no.: 210-123 Wire commoning chain; insulated; 50 connections	210-123
Protective Warning Marker		
	Item no.: 2000-115 Protective warning marker; with high-voltage symbol, black; for 5 terminal blocks	2000-115
Carrier rail		
	Item no.: 210-112 Steel carrier rail; 35 x 7.5 mm; 1 mm thick; 2 m long; slotted; according to EN 60715; "Hole width 25 mm	210-112
	Item no.: 210-113 Steel carrier rail; 35 x 7.5 mm; 1 mm thick; 2 m long; unslotted; according to EN 60715	210-113
	Item no.: 210-114 Steel carrier rail; 35 x 15 mm; 1.5 mm thick; 2 m long; unslotted; similar to EN 60715	210-114
	Item no.: 210-115 Steel carrier rail; 35 x 7.5 mm; 1 mm thick; 2 m long; slotted; according to EN 60715; "Hole width 18 mm	210-115
	Item no.: 210-118 Steel carrier rail; 35 x 15 mm; 2.3 mm thick; 2 m long; unslotted; according to EN 60715	210-118
	Item no.: 210-196 Aluminum carrier rail; 35 x 8.2 mm; 1.6 mm thick; 2 m long; unslotted; similar to EN 60715	210-196
	Item no.: 210-197 Steel carrier rail; 35 x 15 mm; 1.5 mm thick; 2 m long; slotted; similar to EN 60715	210-197
	Item no.: 210-198 Copper carrier rail; 35 x 15 mm; 2.3 mm thick; 2 m long; unslotted; according to EN 60715	210-198
General accessories		
	Item no.: 2000-121 Adaptor	2000-121
ferrule		
	Item no.: 216-241 Ferrule; Sleeve for 0.5 mm ² / 20 AWG; insulated; electro-tin plated; electrolytic copper; gastight crimped; acc. to DIN 46228, Part 4/09.90	216-241
	Item no.: 216-242 Ferrule; Sleeve for 0.75 mm ² / 18 AWG; insulated; electro-tin plated; electrolytic copper; gastight crimped; acc. to DIN 46228, Part 4/09.90	216-242
	Item no.: 216-243 Ferrule; Sleeve for 1 mm ² / AWG 18; insulated; electro-tin plated; electrolytic copper; gastight crimped; acc. to DIN 46228, Part 4/09.90	216-243
check		
	Item no.: 2000-510 TOPJOB®S L-type test plug module; modular; for jumper contact slot	2000-510
	Item no.: 2000-511 TOPJOB®S L-type test plug module; modular; for jumper contact slot; 1-pole	2000-511

	Item no.: 2000-549 Spacer module; modular; e.g., for bridging commoned terminal blocks	2000-549
	Item no.: 2000-552 Modular TOPJOB®S connector; modular; for jumper contact slot; 2-pole	2000-552
	Item no.: 2000-553 Modular TOPJOB®S connector; modular; for jumper contact slot; 3-pole	2000-553
	Item no.: 2000-554 Modular TOPJOB®S connector; modular; for jumper contact slot; 4-pole	2000-554
	Item no.: 2000-555 Modular TOPJOB®S connector; modular; for jumper contact slot; 5-pole	2000-555
	Item no.: 2000-556 Modular TOPJOB®S connector; modular; for jumper contact slot; 6-pole	2000-556
	Item no.: 2000-557 Modular TOPJOB®S connector; modular; for jumper contact slot; 7-pole	2000-557
	Item no.: 2000-558 Modular TOPJOB®S connector; modular; for jumper contact slot; 8-pole	2000-558
	Item no.: 2000-559 Modular TOPJOB®S connector; modular; for jumper contact slot; 9-pole	2000-559
	Item no.: 2000-560 Modular TOPJOB®S connector; modular; for jumper contact slot; 10-pole	2000-560
	Item no.: 2009-174 Test plug adapter; for 4 mm Ø test plugs; for testing TOPJOB®S rail-mounted terminal blocks	2009-174
	Item no.: 2009-182 Testing tap; for max. 2.5 mm ² ; tool-free connection for individual test wires 0.08 - 2.5 mm	2009-182
	Item no.: 210-136 Test plug; 2 mm Ø; with 500 mm cable	210-136
	Item no.: 210-137 Test plug; 2.3 mm Ø; with 500 mm cable	210-137
End plate		
	Item no.: 2000-2291 End and intermediate plate; 0.7 mm thick	2000- 2291
	Item no.: 2000-2292 End and intermediate plate; 0.7 mm thick	2000- 2292
Marking accessories		
	Item no.: 2009-110 Marking strips; on reel; not stretchable; plain; snap-on type	2009-110
	Item no.: 2009-113 WMB-Inline; for Smart Printer; on reel; plain; snap-on type	2009-113

	<p>Item no.: 2009-113/000-002 WMB-Inline; for Smart Printer; on reel; plain; snap-on type</p>	2009-113
		/000-002
	<p>Item no.: 2009-113/000-005 WMB-Inline; for Smart Printer; on reel; plain; snap-on type</p>	2009-113
		/000-005
	<p>Item no.: 2009-113/000-006 WMB-Inline; for Smart Printer; on reel; plain; snap-on type</p>	2009-113
		/000-006
	<p>Item no.: 2009-113/000-007 WMB-Inline; for Smart Printer; on reel; plain; snap-on type</p>	2009-113
		/000-007
	<p>Item no.: 2009-113/000-012 WMB-Inline; for Smart Printer; on reel; plain; snap-on type</p>	2009-113
		/000-012
	<p>Item no.: 2009-113/000-017 WMB-Inline; for Smart Printer; on reel; plain; snap-on type</p>	2009-113
		/000-017
	<p>Item no.: 2009-113/000-023 WMB-Inline; for Smart Printer; on reel; plain; snap-on type</p>	2009-113
		/000-023
	<p>Item no.: 2009-113/000-024 WMB-Inline; for Smart Printer; on reel; plain; snap-on type</p>	2009-113
		/000-024
	<p>Item no.: 793-3501 WMB marking card; as card; plain; snap-on type</p>	793-3501
tools		
	<p>Item no.: 210-647 Operating tool with partially insulated shaft; Blade (2.5 x 0.4) mm; short</p>	210-647
	<p>Item no.: 210-648 Operating tool with partially insulated shaft; Blade (2.5 x 0.4) mm; short; angled</p>	210-648
	<p>Item no.: 210-719 Operating tool with partially insulated shaft; Type 1, blade (2.5 x 0.4) mm</p>	210-719

**Downloads
Documentation**

Bid Text

2000-2232	docx 14.9 kB	Download
-----------	-----------------	----------

Additional Information

pdf 2.1 MB	Download
---------------	----------



CAD/CAE - Smart Data

CAD data

3D Download 2000-2232

URL

Download

Subject to changes.
